



Features:

- CeramCore™ hybrid probe
- Modular construction
- Coaxial design
- Interchangeable spring contact tip
- Certificate of calibration available on request
- Read-out BNC connector
- Supplied in carry case with additional accessories



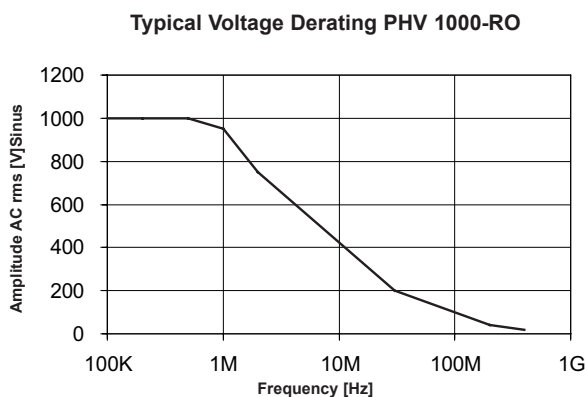
The PHV 1000-RO is a 400 MHz, standard sized, 100:1 passive probe designed for instruments having 1 M Ω input resistance. This probe is recommended for probing applications in service and development environments and is adjustable for low and high frequencies. It is also recommended for transient measurements up to 6 kV such as EMC testing applications. The probe is rated with 1000 V CAT II maximum input voltage and complies with latest safety standards. The DC fine adjustment enables trimming for preferred voltage ranges. Like every PMK passive probe the PHV 1000-RO features CeramCore™ technology. The probe's entire core is made of a high quality ceramic hybrid. Pure coaxial design and laser trimmed resistors ensure highest signal fidelity along the signal path offering high bandwidth and fast risetimes for accurate impulse measurements. All passive probes are equipped with PMKs signature spring loaded, needle sharp tips to support precise and safe measurements minimizing the risk of slipping. Various types of tips are available. Besides the spring contact tip there is also a solid tip available at the users choice. Probe tips are interchangeable and can be replaced easily. Basic probe accessories and replacement tips are provided within the scope of delivery and can be purchased separately. The case option includes additional accessories listed in this datasheet. The probes mechanical construction is modular and therefore spare probe leads are available. See this datasheet and corresponding documents for further details.

This datasheet supersedes all previously published material. Specifications that are not marked as guaranteed are published as general information to the user. The instrument should have warmed up for at least 20 minutes and the environmental conditions must not exceed the specified limits of the probe. Note that specifications are subject to change without notice.

Electrical Specifications

<i>Attenuation Ratio</i> ⁽¹⁾	100:1	± 2 % at DC
<i>Voltage Coefficient</i>	0.00025 % / V	
<i>Probe Bandwidth</i>	400 MHz	(-3 dB)
<i>Probe Risetime</i>	900 ps	(10 % – 90 %)
<i>Maximum Rated Input Voltage</i> ⁽²⁾	1000 V rms	
<i>Measurement Category I:</i>	4000 V transient overvoltage	
<i>Measurement Category II:</i>	1000 V rms CAT II	
<i>Pollution Degree</i> ⁽²⁾	2	

Voltage Derating



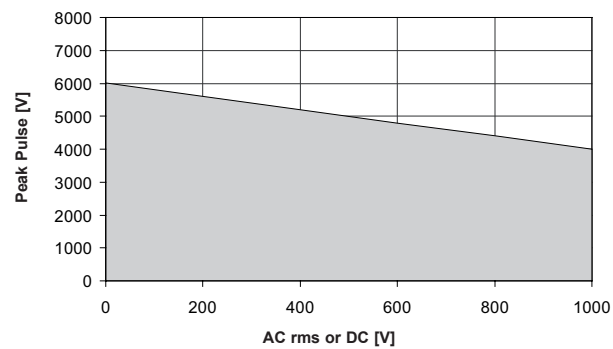
Note that the max. Input Voltage rating of the probe decreases as the frequency of the applied signal increases.

(1) Connected to oscilloscope with an input impedance of $1\text{ M}\Omega \pm 1\%$.
 (2) As defined in IEC 61010-031.

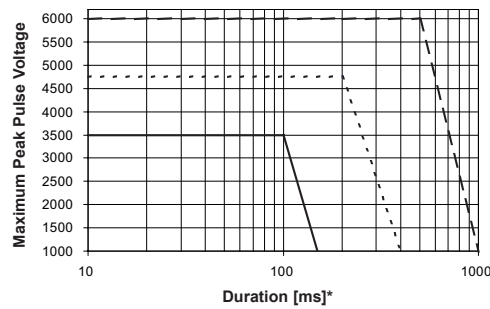
Maximum Pulse Ratings

For pulse measurements make sure to comply with the ratings as shown on this page.

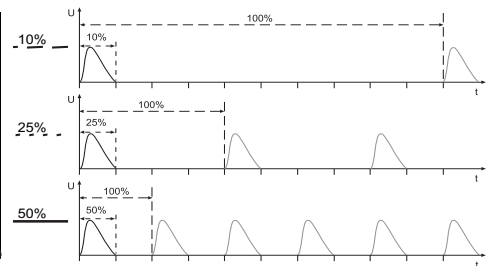
PHV 1000-RO rms vs. Peak Pulse Voltage



Maximum Pulse Derating PHV 1000-RO



Duty Cycle

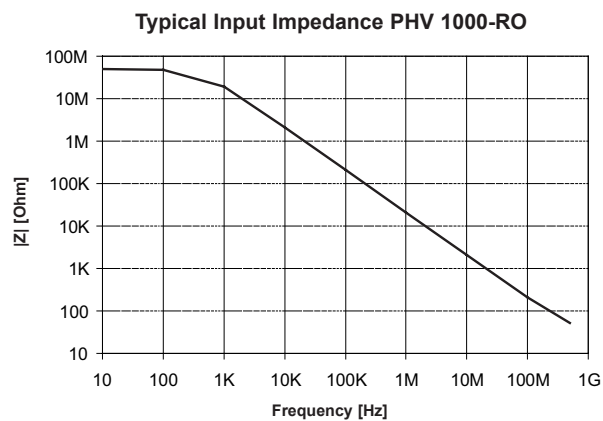


* Values at 10 ms apply to all pulse durations smaller than 10 ms.

Electrical Characteristics

Input Resistance (system)	50 M Ω	($\pm 1\%$)
Input Capacitance (system)	7.5 pF	
Compensation Range	10 pF – 50 pF	
Input Coupling of the measuring instrument	1 M Ω AC / DC	

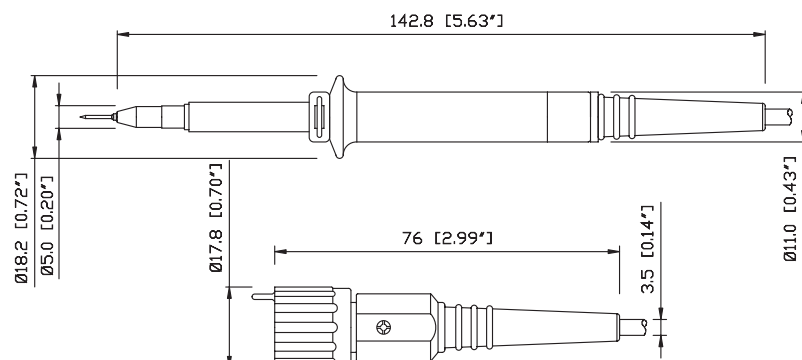
Input Impedance



Note that the Input Impedance of the probe decreases as the frequency of the applied signal increases.

Mechanical Characteristics

Weight (probe only)	67 g
Cable Length	2 m
Probe Tip Diameter	5 mm



Environmental Specifications

<i>Altitude</i>	operating	up to 2000 m
	non-operating	up to 15000 m
<i>Temperature range</i>	operating	0 °C to +50 °C
	non-operating	-40 °C to +71 °C
<i>Maximum relative humidity</i>	operating	80 % relative humidity for temperatures up to +31 °C, decreasing linearly to 40 % at +50 °C

Declaration of Conformity

The manufacturer declares the conformity of his products with the actual required safety standards in accordance with the Low Voltage Directive (LVD)2006/95/EC:

CEI/IEC 61010-031:2008

Safety requirements for electrical equipment for measurement, control and laboratory use.

Part 031:

Safety requirements for hand-held probe assemblies for electrical measurement and test.

WEEE/ RoHS Directives



(EC conformity marking)

PMK electronic products are classified within the WEEE/ RoHS* category list as monitoring and control equipment (category 9). Category 9 products are exempt from the restrictions under the scope of the RoHS directive.

Your help and efforts are required to protect and keep clean our environment. Therefore return any electronic product at the end of its life either to Service Department of PMK Mess- und Kommunikationstechnik GmbH or take care of separate WEEE collection and professional WEEE treatment yourself. Do not dispose as unsorted municipal waste.

* EC Directives:

WEEE Directive 2002/96/EC	–	Waste Electrical and Electronic Equipment
RoHS Directive 2002/95/EC	–	Restriction of the use of certain Hazardous Substances in Electrical and Electronic Equipment

Scope of Delivery PHV 1000-RO Order-No. 860-622-A02

- | | |
|------------------------|---|
| ■ Probe | ■ Adjustment Tool T |
| ■ Ground Lead 22 cm | ■ Protection Cap 5.0-L |
| ■ Instruction Manual | ■ BNC Adapter 5.0-L * |
| ■ Insulating Cap 5.0-L | ■ Coding Rings (Set) 3 x 4 colors * |
| ■ Protection Cap 5.0-L | ■ Flexible Adapter 5.0-L * |
| ■ Solid Tip 0.8 mm | ■ Ground Lead 22 cm to 4 mm Banana Plug * |
| ■ Spring Tip 0.8 mm | ■ Hard Case * |
| ■ Sprung Hook 5.0-L | ■ Safety Alligator Clip (red) * |

* Accessories included in the -C version (Order No. 86C-622-A02)

Safety Information

To avoid personal injury and to prevent fire or damage to this product or products connected to it, review and comply with the safety informations stated in the manual before using this product. Be aware that if you use this probe assembly in a manner not specified the protection this product provides may be impaired.

Only qualified personnel should use this probe assembly.

Beratung und Vertrieb durch:

ADMESS

**ADMESS Vertriebs GmbH
Ernst-Kiefer-Straße 9
67292 Kirchheimbolanden /Germany**

**Tel.: +49 (0) 6352 / 78 99 8 - 0
Telefax: +49 (0) 6352 / 78 99 8 - 20
E-Mail: info@admess.de
www.admess.de**